








 <b>304</b> Stainless Steel	 Capacity <b>0.5 / 2 / 5 L</b>
 Modular Design	 Speed / dpm <b>8 - 45 (*)</b>
 IP- 65	 Power Supply
 Hygienic Design	 Available video
 Layout	 PLC Siemens


(\*) Depending on the model and type of product



CLM view ( 8 lines image )




Samples of packages



Front view



Side view



Footprint view

The SERMAX® CLM range of multihead weighers has been designed to obtain a fixed weight, in the dosing of extremely adherent and/or fragile irregular products, improving hygiene and safety within the weighing environment. Approved as a solution with 0% contamination, highly hygienic.

Key features include:

- |                   |                     |                        |
|-------------------|---------------------|------------------------|
| + Hygienic design | + Remote assistance | + Manual feeding       |
| + FDA approved    | + Mobile support    | + Overweight rejection |
| + Easy cleaning   | + Taylormade        | + Products mix         |